


1. Login to your Registration Portal ( [registration.ahpcgh.org](https://registration.ahpcgh.org) )




ALLIED HEALTH  
AHPC  
PROFESSIONS COUNCIL

👉 Please sign in to your portal

Email

Password [Forgot Password?](#)

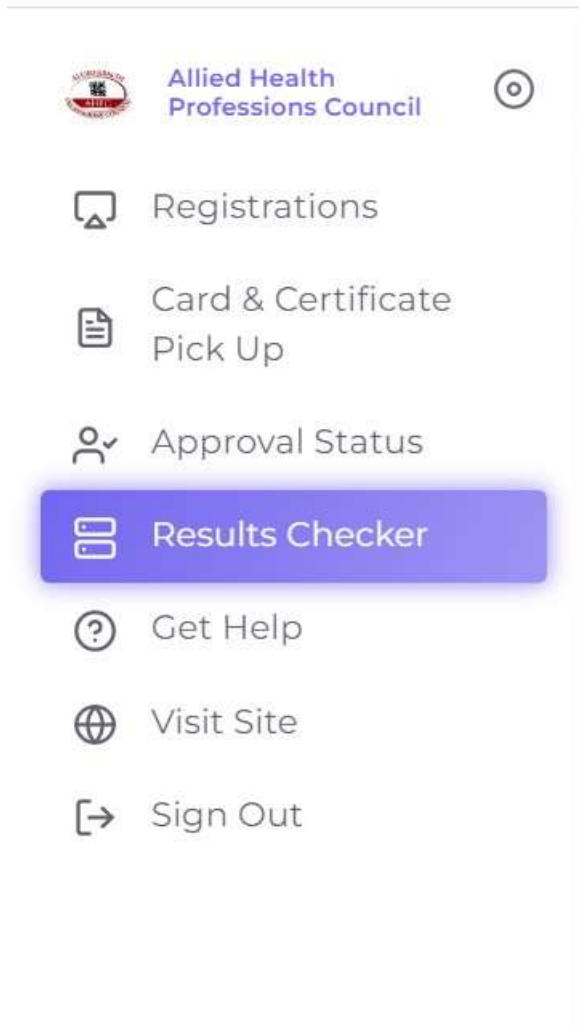
 

[Sign in](#)

or

New on the platform? [Create an account](#)

2. Click on Results Checker to view your Result.



The screenshot shows a user menu for the Allied Health Professions Council. At the top left is the council's logo, a circular emblem with a red border and the text 'Allied Health Professions Council' around it. To the right of the logo is the text 'Allied Health Professions Council' in a blue font, followed by a circular profile icon. Below this are several menu items, each with an icon and text: 'Registrations' (monitor icon), 'Card & Certificate Pick Up' (document icon), 'Approval Status' (person with checkmark icon), 'Results Checker' (document with checkmark icon, highlighted with a blue background), 'Get Help' (question mark icon), 'Visit Site' (globe icon), and 'Sign Out' (arrow icon).

Thank you.

*IT Services*